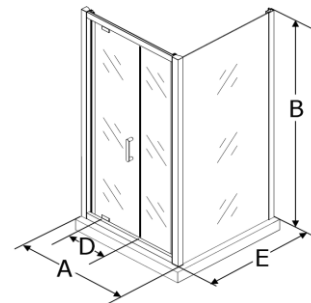


Dimensions des portes

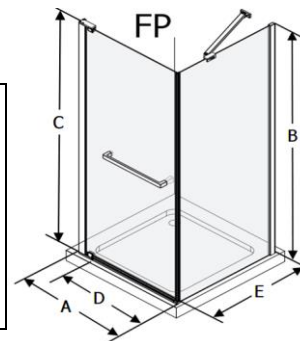
Portes AG - Agaya

Code	A (min)	A (max)	B	D	E (min)	E (max)	
AG36	33 $\frac{3}{8}$ "	35 $\frac{5}{8}$ "	78 $\frac{3}{4}$ "	21"			
AG42	33 $\frac{3}{8}$ "	35 $\frac{5}{8}$ "	78 $\frac{3}{4}$ "	21"			
AG36R34	34 $\frac{1}{4}$ "	35"	78 $\frac{3}{4}$ "	21"	32 $\frac{1}{4}$ "	33"	1 panneau latéral (retour)
AG36R36					34"	34 $\frac{7}{8}$ "	
AG42R36	39"	40 $\frac{1}{2}$ "	78 $\frac{3}{4}$ "	21"	34"	34 $\frac{7}{8}$ "	



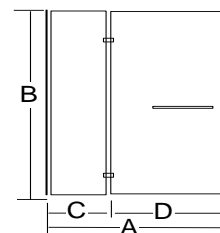
Portes FP - California

Code	A (min)	A (max)	B	C	D (min)	D(max)	E (min)	E (max)	
FP32	29 $\frac{1}{4}$ "	30 $\frac{1}{2}$ "	78 $\frac{3}{4}$ "	79 $\frac{1}{2}$ "	25"	26"			1 panneau latéral (retour)
FP34	31 $\frac{1}{4}$ "	32 $\frac{1}{2}$ "			27"	28"			
FP32R32	29 $\frac{3}{8}$ "	30 $\frac{3}{8}$ "	78 $\frac{3}{4}$ "	79 $\frac{1}{2}$ "	25"	26"	29 $\frac{7}{8}$ "	30 $\frac{3}{8}$ "	
FP32R34							31 $\frac{3}{4}$ "	32 $\frac{3}{8}$ "	
FP32R36							33 $\frac{3}{8}$ "	34 $\frac{3}{8}$ "	
FP32R42							39 $\frac{3}{4}$ "	40 $\frac{3}{8}$ "	
FP32R48							45 $\frac{7}{8}$ "	46 $\frac{3}{8}$ "	
FP34R32	31 $\frac{3}{8}$ "	32 $\frac{3}{8}$ "	78 $\frac{3}{4}$ "	79 $\frac{1}{2}$ "	27"	28"	29 $\frac{7}{8}$ "	30 $\frac{3}{8}$ "	
FP34R36							33 $\frac{7}{8}$ "	34 $\frac{3}{8}$ "	



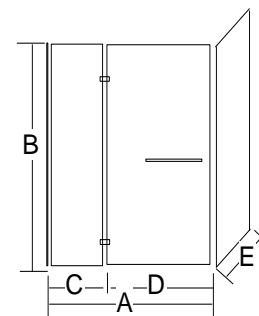
Portes PB1 - California (façade seule)

Code	A (min)	A (max)	B	C	D
PB136	33 $\frac{3}{4}$ "	34 $\frac{1}{4}$ "	78 $\frac{3}{4}$ "	8"	23 $\frac{3}{8}$ "
PB142	39 $\frac{3}{8}$ "	40 $\frac{1}{4}$ "		14"	
PB148	45 $\frac{3}{4}$ "	46 $\frac{1}{4}$ "		20"	



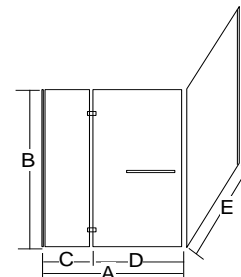
Portes PB2 - California (Façade longue + 1 retour)

Code	A (min)	A (max)	B	C	D	E (min)	E (max)
PB23632	33 $\frac{3}{8}$ "	34 $\frac{3}{8}$ "	78 $\frac{3}{4}$ "	8"	24"	29 $\frac{3}{4}$ "	30 $\frac{3}{8}$ "
PB23634						31 $\frac{3}{4}$ "	32 $\frac{3}{8}$ "
PB23636						33 $\frac{7}{8}$ "	34 $\frac{3}{8}$ "
PB24232	39 $\frac{3}{4}$ "	40 $\frac{3}{8}$ "	78 $\frac{3}{4}$ "	14"	24"	29 $\frac{3}{4}$ "	30 $\frac{3}{8}$ "
PB24236						33 $\frac{7}{8}$ "	34 $\frac{3}{8}$ "
PB24832	45 $\frac{7}{8}$ "	46 $\frac{3}{8}$ "	78 $\frac{3}{4}$ "	20"	24"	29 $\frac{3}{4}$ "	30 $\frac{3}{8}$ "
PB24836						33 $\frac{7}{8}$ "	34 $\frac{3}{8}$ "
PB24842						39 $\frac{3}{4}$ "	40 $\frac{3}{8}$ "



Portes PR2 - California (Façade courte + 1 retour)

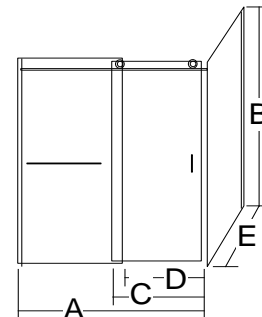
Code	A (min)	A (max)	B	C	D	E (min)	E (max)
PR23642	33 $\frac{3}{8}$ "	34 $\frac{3}{8}$ "	78 $\frac{3}{4}$ "	8"	24"	39 $\frac{3}{4}$ "	40 $\frac{3}{8}$ "
PR23648						45 $\frac{7}{8}$ "	46 $\frac{3}{8}$ "
PR24248	39 $\frac{3}{4}$ "	40 $\frac{3}{8}$ "	78 $\frac{3}{4}$ "	14"	24"	45 $\frac{7}{8}$ "	46 $\frac{3}{8}$ "



Dimensions des portes

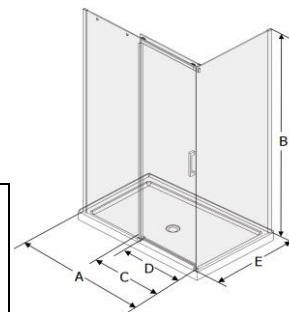
Portes PBSD - Marelia

Code	A (min)	A (max)	B	C	D (min)	D(max)	E (min)	E (max)		
PBSD48	45 $\frac{1}{8}$ "	46 $\frac{1}{8}$ "	78 $\frac{3}{4}$ "	25 $\frac{1}{4}$ "	19"	20"			1 panneau latéral (retour)	
PBSD60	57 $\frac{7}{8}$ "	58 $\frac{3}{8}$ "		31 $\frac{1}{4}$ "	25"	26"				
PBSD66	63 $\frac{5}{8}$ "	64 $\frac{3}{8}$ "		31 $\frac{1}{4}$ "	25"	26"				
PBSD48R32	46"	46 $\frac{1}{4}$ "	78 $\frac{3}{4}$ "	25 $\frac{1}{4}$ "	19"	20"	30 $\frac{1}{4}$ "	30 $\frac{1}{4}$ "		2 panneaux latéraux (retours)
PBSD48R36							34 $\frac{1}{4}$ "	34 $\frac{1}{4}$ "		
PBSD48R42							40 $\frac{3}{8}$ "	40 $\frac{3}{8}$ "		
PBSD60R32	58"	58 $\frac{3}{4}$ "	78 $\frac{3}{4}$ "	31 $\frac{1}{4}$ "	25"	26"	30 $\frac{1}{4}$ "	30 $\frac{1}{4}$ "		
PBSD60R36							34 $\frac{1}{4}$ "	34 $\frac{3}{4}$ "		
PBSD60R42							40 $\frac{3}{8}$ "	40 $\frac{3}{8}$ "		
PBSD60R48							46 $\frac{1}{4}$ "	46 $\frac{1}{4}$ "		
PBSD66R36	64"	64 $\frac{1}{4}$ "	78 $\frac{3}{4}$ "	31 $\frac{1}{4}$ "	25"	26"	34 $\frac{1}{4}$ "	34 $\frac{1}{4}$ "		
PBSD48R232	46 $\frac{1}{8}$ "	46 $\frac{1}{4}$ "	78 $\frac{3}{4}$ "	25 $\frac{1}{4}$ "	19"	20"	30 $\frac{1}{4}$ "	30 $\frac{1}{4}$ "		
PBSD48R236							34 $\frac{1}{4}$ "	34 $\frac{3}{4}$ "		
PBSD48R242							40 $\frac{3}{8}$ "	40 $\frac{5}{8}$ "		
PBSD60R232	58 $\frac{1}{4}$ "	58 $\frac{3}{4}$ "	78 $\frac{3}{4}$ "	31 $\frac{1}{4}$ "	25"	26"	30 $\frac{1}{4}$ "	30 $\frac{1}{4}$ "		
PBSD60R236							34 $\frac{1}{4}$ "	34 $\frac{3}{4}$ "		
PBSD60R242							40 $\frac{3}{8}$ "	40 $\frac{3}{8}$ "		
PBSD60R248							46 $\frac{1}{4}$ "	46 $\frac{1}{4}$ "		
PBSD66R236	64 $\frac{1}{4}$ "	64 $\frac{3}{4}$ "	78 $\frac{3}{4}$ "	31 $\frac{1}{4}$ "	25"	26"	34 $\frac{1}{4}$ "	34 $\frac{3}{4}$ "		



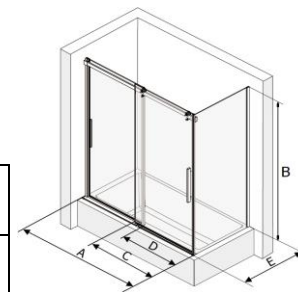
Portes EKO

Code	A (min)	A (max)	B	C	D (min)	D(max)	E (min)	E (max)	
EKO48	45 $\frac{1}{2}$ "	46 $\frac{1}{2}$ "	78 $\frac{3}{4}$ "	23 $\frac{3}{4}$ "	18 $\frac{1}{4}$ "	19 $\frac{1}{2}$ "			1 panneau latéral (retour)
EKO60	57 $\frac{1}{2}$ "	58 $\frac{1}{2}$ "		29 $\frac{3}{8}$ "	24 $\frac{1}{4}$ "	25 $\frac{1}{2}$ "			
EKO48R32	45 $\frac{1}{2}$ "	46 $\frac{1}{2}$ "	78 $\frac{3}{4}$ "	23 $\frac{3}{4}$ "	18 $\frac{1}{4}$ "	19 $\frac{1}{2}$ "	29 $\frac{3}{4}$ "	30 $\frac{1}{4}$ "	
EKO48R36							33 $\frac{3}{4}$ "	34 $\frac{1}{4}$ "	
EKO60R32	57 $\frac{1}{2}$ "	58 $\frac{1}{2}$ "	78 $\frac{3}{4}$ "	29 $\frac{5}{8}$ "	24 $\frac{1}{4}$ "	25 $\frac{1}{2}$ "	29 $\frac{3}{4}$ "	30 $\frac{1}{4}$ "	
EKO60R36							33 $\frac{3}{4}$ "	34 $\frac{1}{4}$ "	



Portes HYDRIA (pour bain)

Code	A (min)	A (max)	B	C	D (min)	D(max)	E (min)	E (max)	
HY60*	57 $\frac{5}{8}$ "	58 $\frac{3}{8}$ "	64"	29 $\frac{1}{4}$ "	28 $\frac{3}{8}$ "	29 $\frac{1}{8}$ "			1 panneau latéral (retour)
HY66*	63 $\frac{5}{8}$ "	64 $\frac{3}{8}$ "		32 $\frac{1}{4}$ "	31 $\frac{3}{8}$ "	32 $\frac{1}{8}$ "			
HY60R31**	57 $\frac{5}{8}$ "	58 $\frac{3}{8}$ "	64"	29 $\frac{1}{4}$ "	28 $\frac{3}{8}$ "	29 $\frac{1}{8}$ "	28 $\frac{3}{4}$ "	29 $\frac{1}{4}$ "	
HY66R31**	63 $\frac{5}{8}$ "	64 $\frac{3}{8}$ "					28 $\frac{3}{4}$ "	29 $\frac{1}{4}$ "	
HY60R231**	57 $\frac{5}{8}$ "	58 $\frac{3}{8}$ "	64"	29 $\frac{1}{4}$ "	28 $\frac{3}{8}$ "	29 $\frac{1}{8}$ "	28 $\frac{3}{4}$ "	29 $\frac{1}{4}$ "	
HY66R231**							63 $\frac{5}{8}$ "	64 $\frac{3}{8}$ "	



* Installation sur des bains ayant une plage d'au moins 3 1/4" de largeur

** Portes conçues pour une installation sur les bains Suite, Loft et Urbania (60x31 ou 66x31)